

GP Travel Enterprise Release 8.5

Presentation

December 24, 2020

Dear clients and partners!

At the most magical time of the year with appreciation for your business and with warmest wishes for a happy Holiday Season and a prosperous New Year we are happy to announce Release 8.5 of GP Travel Enterprise that introduces new modules, includes new features of the existing functionality, enhancements in available modules as well as overall capabilities of the system.

For scheduling the delivery dates please contact our support team.

Enhancements

New modules:

- ✓ GP Webpay payment system
- ✓ Salesforce CRM integration



New capabilities of new version of the Website:

- ✓ Booking page: autocomplete
- ✓ Filters on orders list
- ✓ Promo Code fields



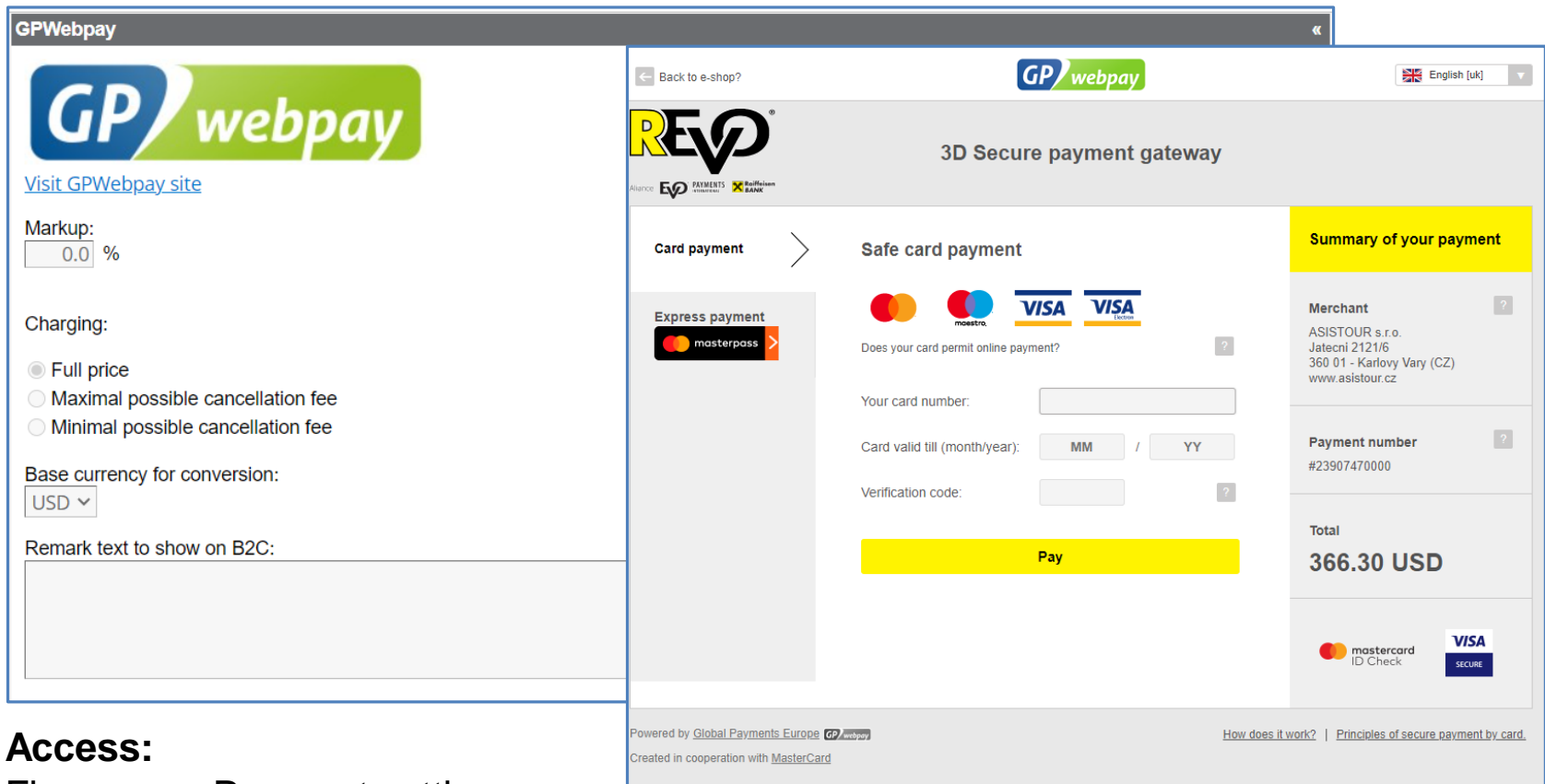
Enhancements in Back-Office:

- ✓ The possibility to add and edit comments in reservation of own Transfers and Activities

1. New Modules

Starting from Release 8.5 GP Webpay payment system became available. GP Webpay enables payments using domestic and international cards issued by the MasterCard, VISA, Diners Club and American Express associations.

Supported currencies: CZK, EUR, GBP, USD



The screenshot displays the GP Webpay payment system interface, divided into two main sections: a configuration panel on the left and a payment gateway interface on the right.

Configuration Panel (Left):

- GPWebpay** header with the logo and a link to "Visit GPWebpay site".
- Markup:** A text input field showing "0.0" followed by a percentage sign.
- Charging:** Three radio button options: "Full price" (selected), "Maximal possible cancellation fee", and "Minimal possible cancellation fee".
- Base currency for conversion:** A dropdown menu showing "USD".
- Remark text to show on B2C:** A large text area for additional remarks.

Payment Gateway Interface (Right):

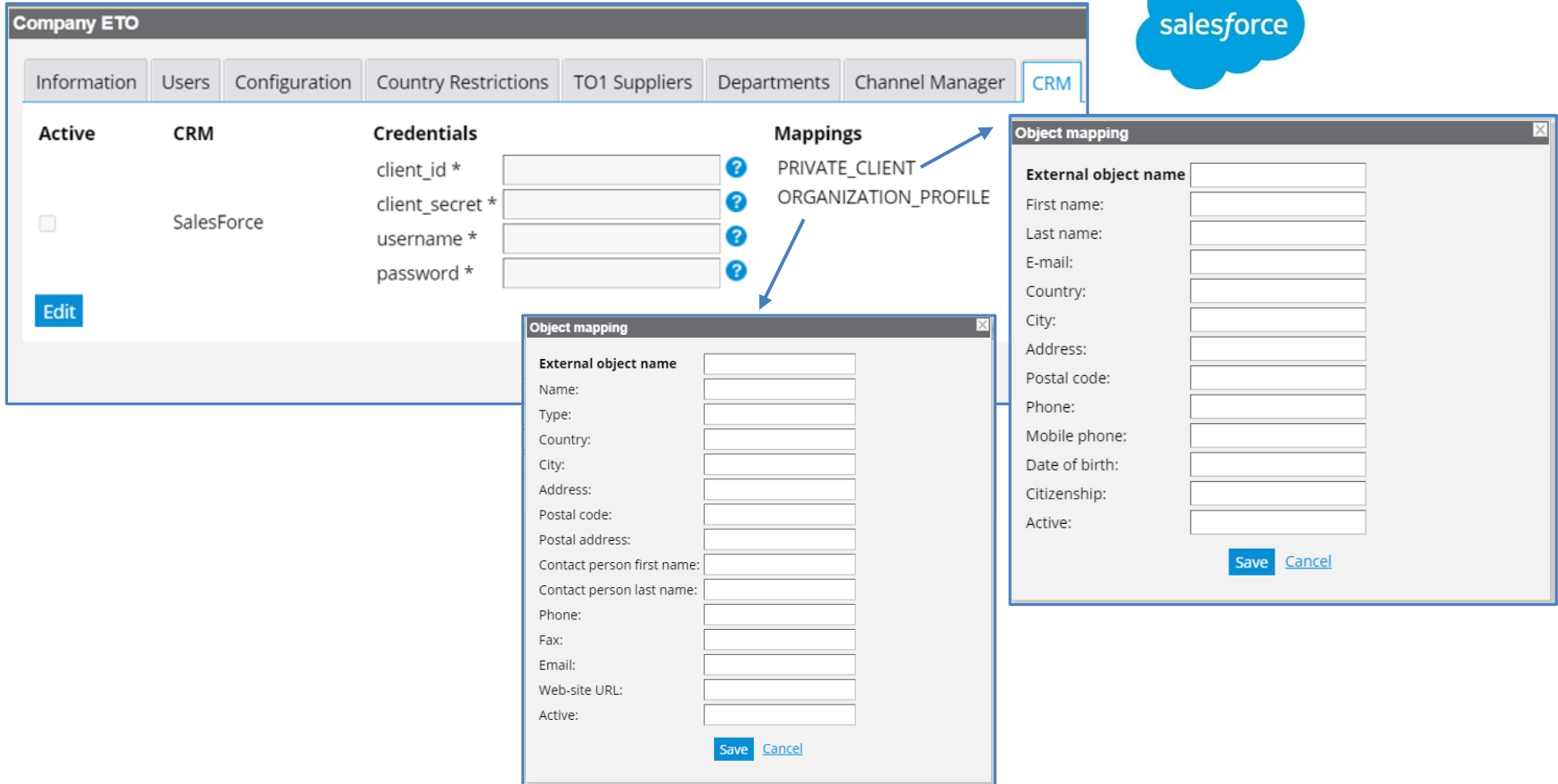
- REVO** logo and "3D Secure payment gateway" title.
- Card payment** section with a right arrow, showing "Express payment" with a "masterpass" logo.
- Safe card payment** section with logos for Mastercard, Maestro, and Visa. It includes a question "Does your card permit online payment?" with a help icon, and input fields for "Your card number:", "Card valid till (month/year):" (with MM and YY sub-fields), and "Verification code:". A large yellow "Pay" button is at the bottom.
- Summary of your payment** section (yellow header) containing:
 - Merchant:** ASISTOUR s.r.o., Jatecni 2121/6, 360 01 - Karlovy Vary (CZ), www.asistour.cz.
 - Payment number:** #23907470000.
 - Total:** 366.30 USD.
 - Logos for "mastercard ID Check" and "VISA SECURE".
- Footer:** "Powered by Global Payments Europe" and "Created in cooperation with MasterCard".

Access:

Finance >> Payment settings

Note: module is billable, to enable the module please contact GP technical support or your account manager

To automate the data transferring when creating a new or editing an existing individual or company, we have made basic integration with CRM Salesforce.



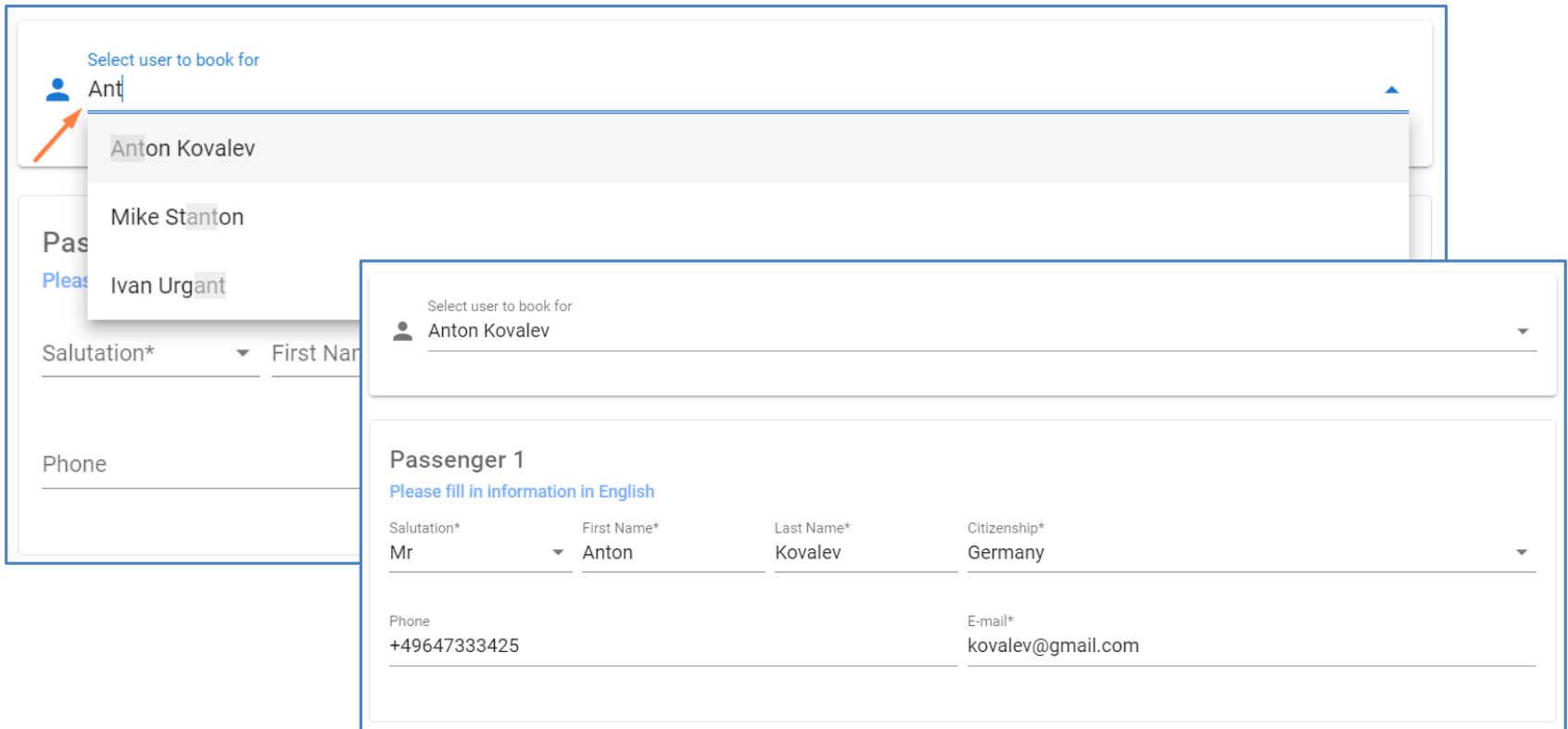
The screenshot shows the 'Company ETO' configuration window with the 'CRM' tab selected. The 'Active' checkbox is unchecked. The 'Credentials' section contains fields for 'client_id *', 'client_secret *', 'username *', and 'password *', each with a help icon. The 'Mappings' section shows 'PRIVATE_CLIENT' and 'ORGANIZATION_PROFILE'. Two 'Object mapping' dialog boxes are open. The top dialog box has fields for 'External object name', 'First name:', 'Last name:', 'E-mail:', 'Country:', 'City:', 'Address:', 'Postal code:', 'Phone:', 'Mobile phone:', 'Date of birth:', 'Citizenship:', and 'Active:'. The bottom dialog box has fields for 'External object name', 'Name:', 'Type:', 'Country:', 'City:', 'Address:', 'Postal code:', 'Postal address:', 'Contact person first name:', 'Contact person last name:', 'Phone:', 'Fax:', 'Email:', 'Web-site URL:', and 'Active:'. Both dialog boxes have 'Save' and 'Cancel' buttons. A 'salesforce' logo is visible in the top right corner of the interface.

Access:
Company >> CRM

Note: module is billable, to enable the module please contact GP technical support or your account manager

2. New Capabilities of New Version of the Website

Starting from Release 8.5 we provide you a possibility to fill out traveler's info with the help of autocomplete. For it the user needs to be logged in. The functionality available for TO1, TO2, TA and Corporate User.



The screenshot displays the booking interface. At the top, a dropdown menu titled "Select user to book for" is open, showing a list of users: Anton Kovalev, Mike Stanton, and Ivan Urgant. An orange arrow points to the "Anton Kovalev" option. Below the dropdown, the "Passenger 1" section is visible, with a prompt "Please fill in information in English". The form fields for "Passenger 1" are as follows:

Salutation*	First Name*	Last Name*	Citizenship*
Mr	Anton	Kovalev	Germany

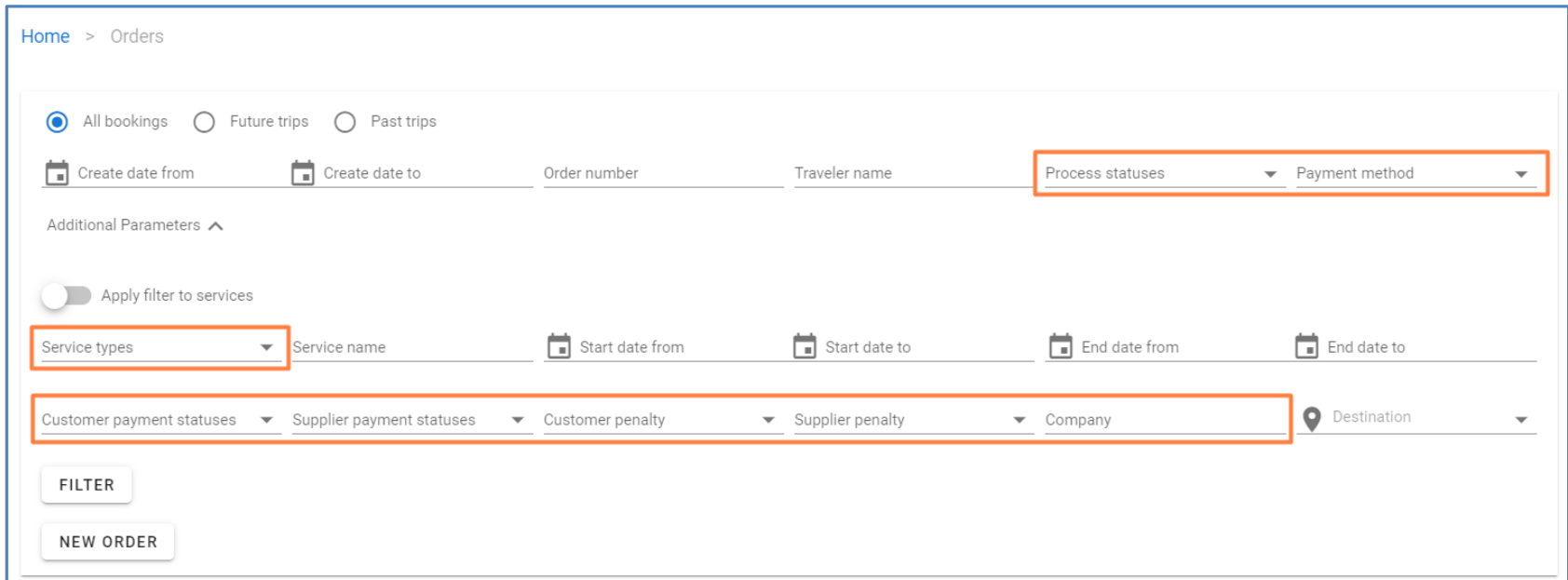
Below the name fields, there are fields for "Phone" (+49647333425) and "E-mail*" (kovalev@gmail.com).

Access:

Main page >> Search hotels >> Search results >> Reservation

Note: in order to connect new version of website, please contact GP technical support or your account manager

Now it is possible to filter orders by Process status, Payment method, Service type, Customer payment status, Supplier payment status, Customer penalty, Supplier penalty, Company.



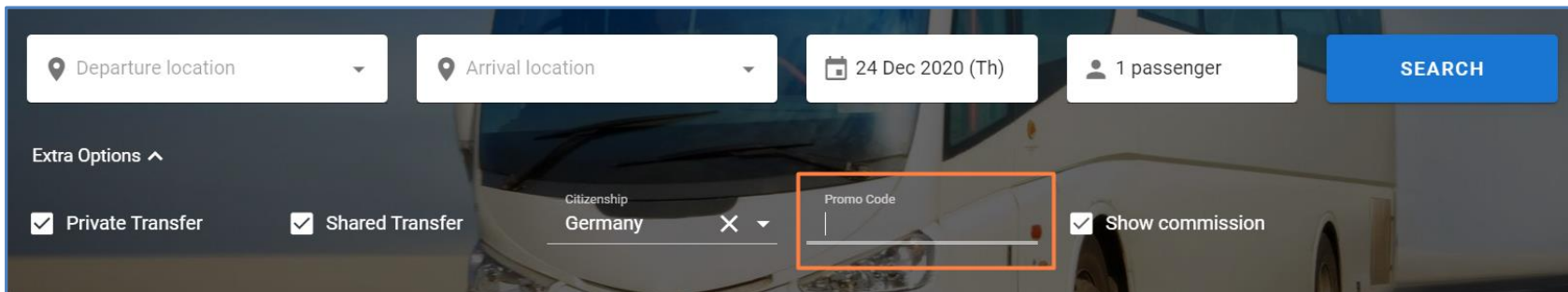
The screenshot shows the 'Orders' filter interface. At the top, there is a breadcrumb 'Home > Orders'. Below it, there are three radio buttons for 'All bookings' (selected), 'Future trips', and 'Past trips'. The main filter area contains several fields: 'Create date from', 'Create date to', 'Order number', 'Traveler name', 'Process statuses' (dropdown), and 'Payment method' (dropdown). Below these is an 'Additional Parameters' section with an expandable arrow. Inside this section, there is a toggle for 'Apply filter to services' and a row of filters including 'Service types' (dropdown), 'Service name', 'Start date from', 'Start date to', 'End date from', and 'End date to'. Another row of filters includes 'Customer payment statuses' (dropdown), 'Supplier payment statuses' (dropdown), 'Customer penalty' (dropdown), 'Supplier penalty' (dropdown), 'Company' (dropdown), and 'Destination' (dropdown). At the bottom, there are two buttons: 'FILTER' and 'NEW ORDER'.

Access:

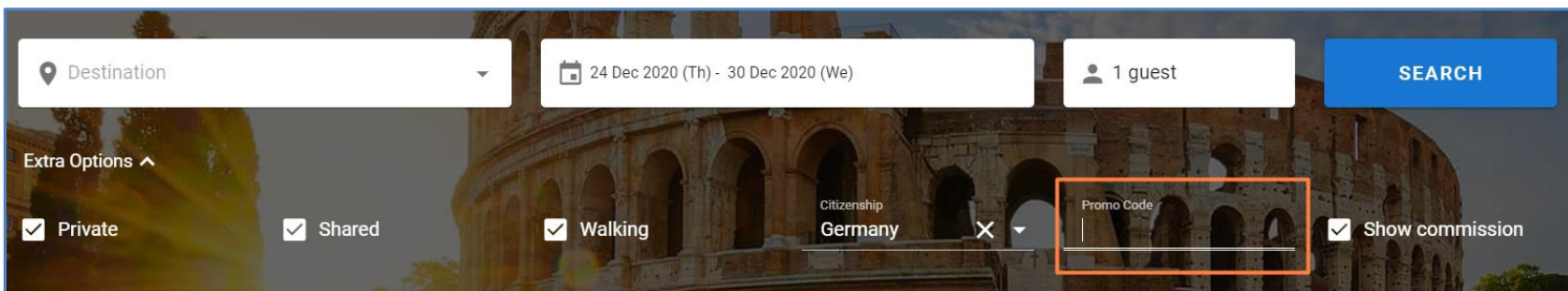
Account >> Orders

Note: in order to connect new version of website, please contact GP technical support or your account manager

We added promo code fields for Transfer and Activities search form.



The screenshot shows the Transfer search form. It includes fields for Departure location, Arrival location, Date (24 Dec 2020 (Th)), and Number of passengers (1 passenger). A blue SEARCH button is on the right. Below these fields, there are Extra Options: Private Transfer, Shared Transfer, Citizenship (Germany), and a highlighted Promo Code field. A checkbox for Show commission is also present.



The screenshot shows the Activities search form. It includes fields for Destination, Date range (24 Dec 2020 (Th) - 30 Dec 2020 (We)), and Number of guests (1 guest). A blue SEARCH button is on the right. Below these fields, there are Extra Options: Private, Shared, Walking, Citizenship (Germany), and a highlighted Promo Code field. A checkbox for Show commission is also present.

Access:

Main page >> Search form

























Note: in order to connect new version of website, please contact GP technical support or your account manager

3. Enhancements in Back-Office

For the simplifying of work with reservations after booking we added a possibility to add and edit comments on:

- own Transfers;
- own Activities (Excursions and Events).

[^ View details](#)

#	Service																			
<input checked="" type="checkbox"/> 2151 - 1	Hotel: Loft Hotel ★★★★★  HOTEL Address: Karlovy Vary, Czech Republic Check in: 23.12.2020 after 14:00 before 16:00   Check out: 25.12.2020 before 12:00   Stay duration: 2 nights	Supplier: Own Supplier Ref #: 28D50  Hotel Confirmation #: not entered  Visa: Visa services are not supported Service manager: not set assign to me	Status: Confirmed <div> <div> Supplier USD 1 000.00 Penalty on cancel   </div> <div> Client: USD 1 200.00 Penalty on cancel   </div> </div> Cash payment																	
	<table border="1"> <thead> <tr> <th>Room</th> <th>Meal type</th> <th>Additional services</th> <th>Guests</th> <th>Comments</th> </tr> </thead> <tbody> <tr> <td>comfort double room </td> <td>room only</td> <td>1. Treatment (2items, USD 240.00)</td> <td>Mr Test Test Nationality Abkhasia</td> <td> </td> </tr> <tr> <td>comfort double room (Standard)</td> <td></td> <td></td> <td>Ms Test Test Nationality Abkhasia</td> <td></td> </tr> </tbody> </table>	Room	Meal type	Additional services	Guests	Comments	comfort double room 	room only	1. Treatment (2items, USD 240.00)	Mr Test Test Nationality Abkhasia	 	comfort double room (Standard)			Ms Test Test Nationality Abkhasia					
	Room	Meal type	Additional services	Guests	Comments															
	comfort double room 	room only	1. Treatment (2items, USD 240.00)	Mr Test Test Nationality Abkhasia	 															
	comfort double room (Standard)			Ms Test Test Nationality Abkhasia																
 Voucher  Send E-mail  No Show  To manual correction																				

Access:

Reservation >> View reservations >> Certain reservation >> View details

Note: module is billable, to enable the module please contact GP technical support or your account manager

Dear clients!

We hope that you will find these enhancements useful.

Send your questions, feedback and suggestions to our e-mail address support@software.travel with “Release 8.5” in the subject line.

Thank You For Attention!



Your Global Partner
for Enterprise Travel Software

www.software.travel